

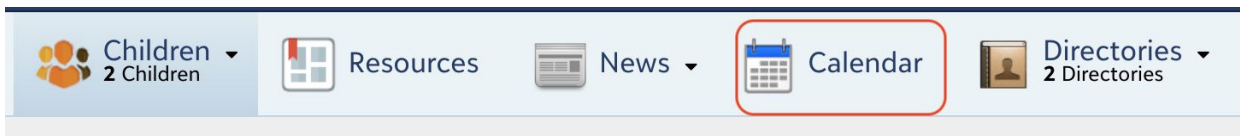
Bluenet How To: Subscribe to Calendars

The following calendars are in the parent portal on Bluenet

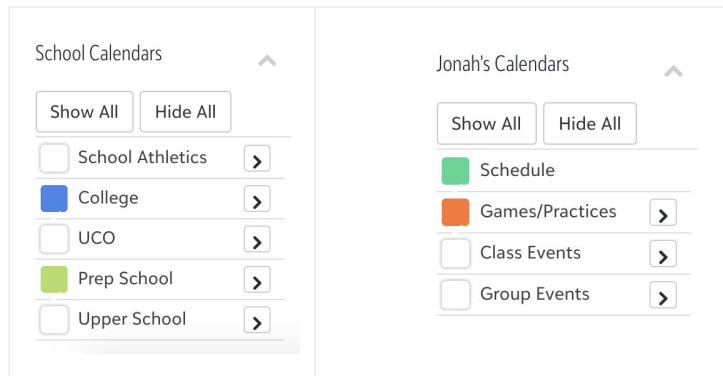
1. The College Calendar
2. The Upper and Prep School Calendar
3. Your child(ren)'s athletic calendar and class schedule

How to Access the Calendars

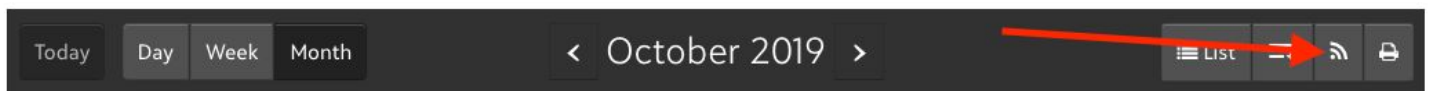
1. Login to Bluenet
2. Click the calendar button



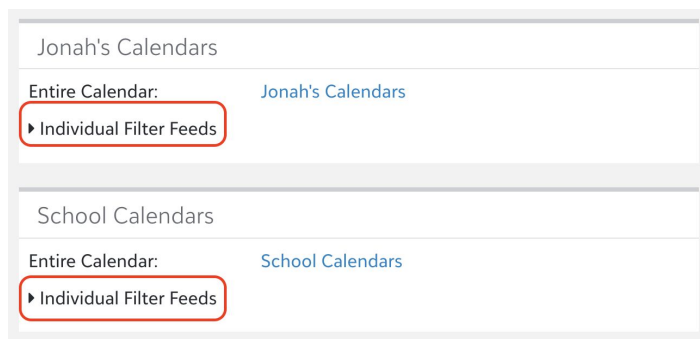
3. Use the coloured buttons to the left of the calendar to turn items on and off



4. Use the SAVE button at the top of the screen to save your view
5. Click the RSS Feed button to the right of the date to subscribe to a calendar



6. Scroll down to the calendar you'd like to feed to then click the INDIVIDUAL FILTER FEEDS link



7. For iPhone users: In the list that appears, click the blue calendar link for the specific calendar you'd like to subscribe to and follow the prompts to add it to the iPhone Calendar App.
8. For Android or Google Calendar users: It is easier to follow the above steps on your computer and to right click the link and copy into your Google Calendar. This will then show in the Google Calendar app on your phone.